

# EXPLORAÇÃO E PRODUÇÃO DE PETRÓLEO NO MAR



# A LONG HISTORY OF DEEP-WATER DEVELOPMENT

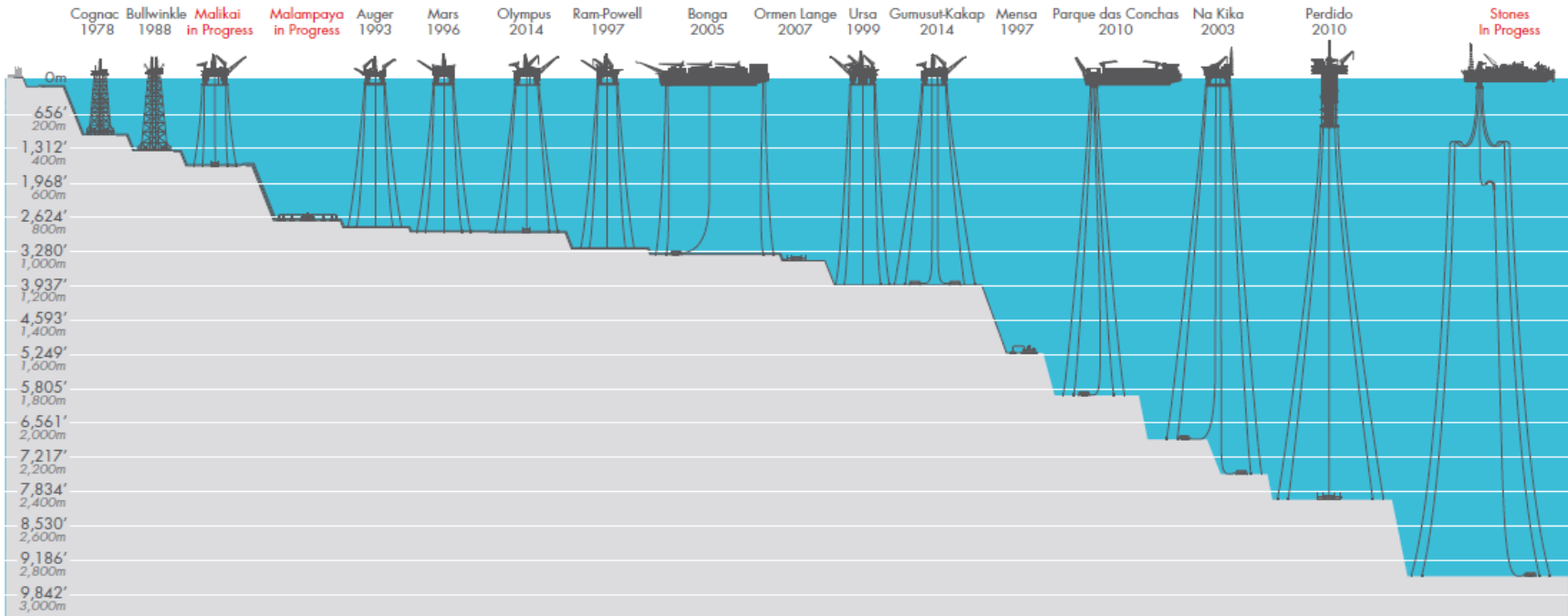
NIGERIA – BONGA NW



GULF OF MEXICO – MARS B

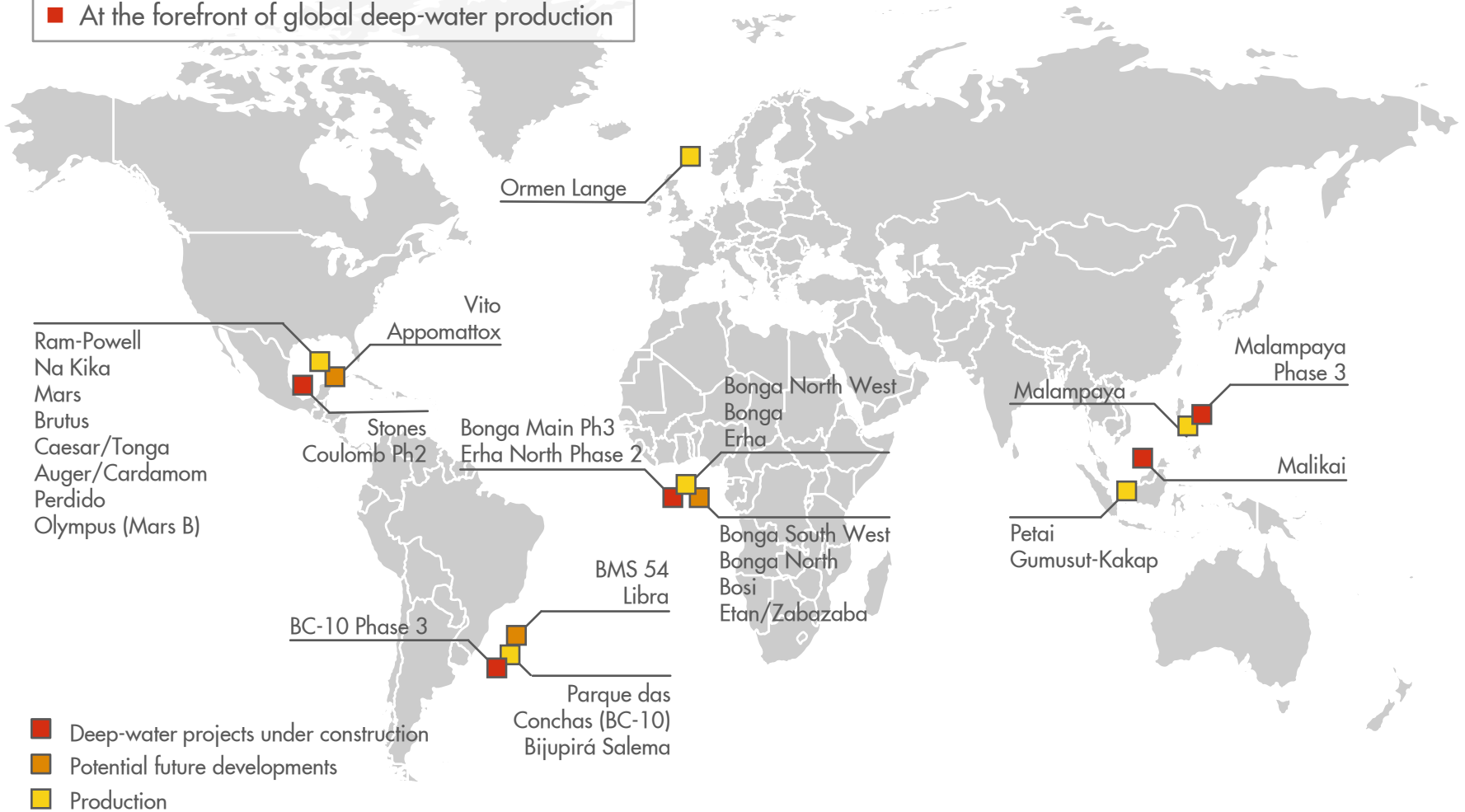


MALAYSIA – GUMUSUT-KAKAP



# DEEP-WATER PORTFOLIO

- Operating across five continents
- At the forefront of global deep-water production



# BC-10 Development



Parque  
das  
Conchas



Argonauta O-North  
Phase 2

Ostra  
Phase 1

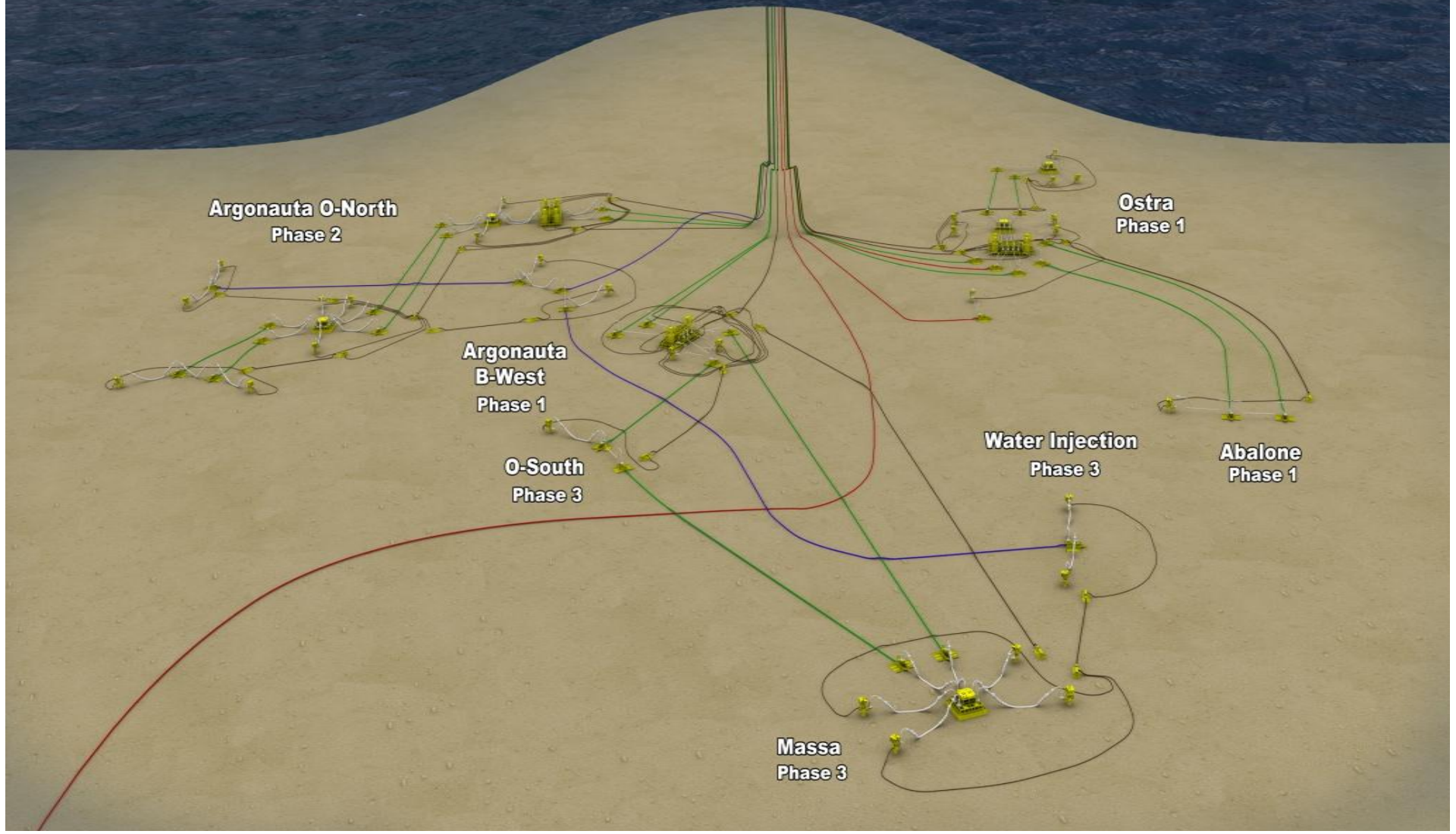
Argonauta  
B-West  
Phase 1

Water Injection  
Phase 3

Abalone  
Phase 1

O-South  
Phase 3

Massa  
Phase 3



# EXPLORAÇÃO

## NAVIO SÍSMICO

- Energia Sonora
- Efluente Sanitário
- Resíduos Sólidos
- Área de exclusão

# PERFURAÇÃO

NOBLE BULLY II



- Fundo: OK?
- Fluidos de Perfuração
- Cascalhos
- Energia Sonora
- Efluente Sanitário
- Resíduos Sólidos
- Área de exclusão

# PRODUÇÃO

FPSO ESPÍRITO SANTO  
BC-10, BACIA DE CAMPOS

- Água produzida
- Efluente Sanitário
- Efluente de processos
- Resíduos Sólidos
- NORM
- Área de exclusão



# PRODUÇÃO

FPSO ESPÍRITO SANTO  
BC-10, BACIA DE CAMPOS





**OBRIGADA.**



# Q&A

**DISCOVER MORE AT [WWW.SHELL.COM](http://WWW.SHELL.COM)**



[youtube.com/shell](http://youtube.com/shell)



[facebook.com/shell](http://facebook.com/shell)



[flickr.com/photos/royaldutchshell](http://flickr.com/photos/royaldutchshell)



[@Shell on Twitter](https://twitter.com/Shell)



[shell.com/inside energy](http://shell.com/inside_energy)



# BACK-UP

# ABOUT SHELL



# SHELL AT A GLANCE - 2014

**94,000**

Average number of people we employed

**\$45 billion**

Cash flow from operating activities

**70+**

Number of countries in which we operated



**40+**

Number of LNG vessels we manage and operate



**3%**

Our share of the world's gas production

**2%**

Our share of the world's oil production

**51.8%**

Share of our production that was natural gas

**10%**

Our share of the world's LNG sold

**3.1 million**

Barrels of oil equivalent produced every day



**24 million**

Tonnes of equity LNG we sold

**\$1.2 billion**

Amount we spent on R&D


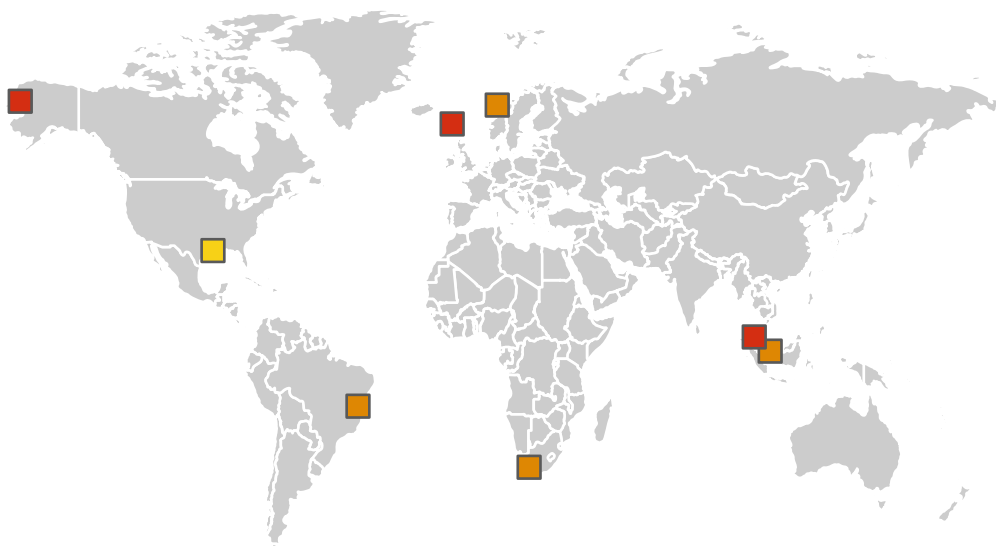
**\$160 million**

Spent on voluntary social investment worldwide

**\$13.7 billion**

Spent in lower-income countries

# CAPPING SYSTEMS



## CAPPING SYSTEMS AVAILABLE TO SHELL

- Shell-owned
- Subsea Well Response Project/Oil Spill Response Ltd
- Marine Well Containment Company